

## Reference and Coterminal Angles

© 2010 Kuta Software LLC. All rights reserved.

**Find a positive and a negative coterminal angle for each given angle.**

1)  $326^\circ$

2)  $530^\circ$

3)  $-215^\circ$

4)  $-84^\circ$

5)  $215^\circ$

6)  $255^\circ$

7)  $-660^\circ$

8)  $-255^\circ$

9)  $172^\circ$

10)  $700^\circ$

11)  $-340^\circ$

12)  $540^\circ$

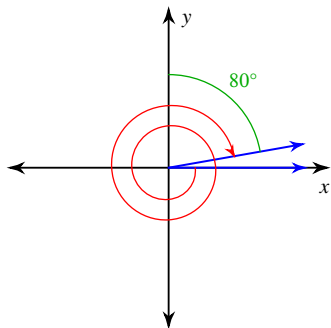
13)  $495^\circ$

14)  $315^\circ$

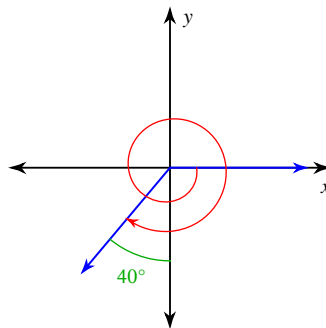
15)  $-210^\circ$

**Find the measure of each angle.**

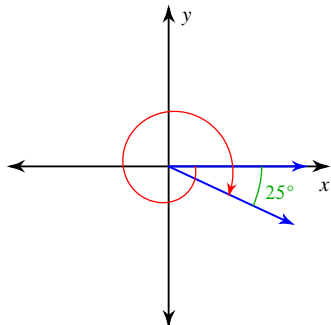
16)



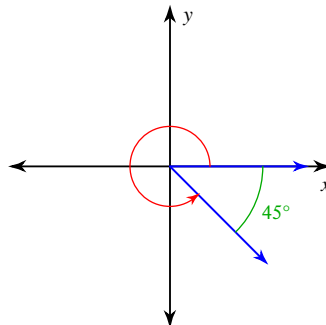
17)



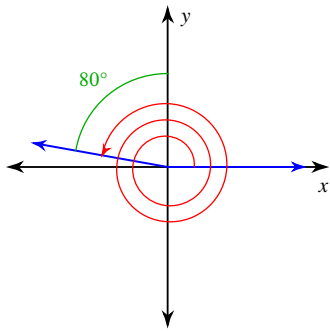
18)



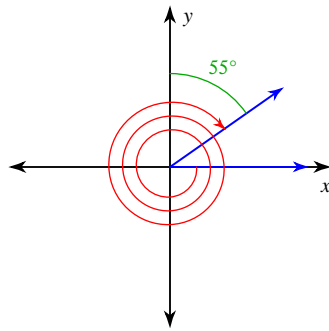
19)



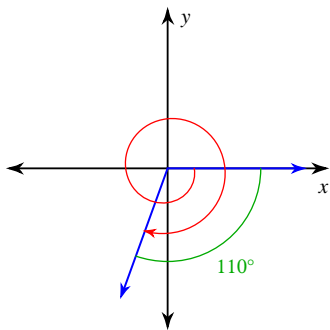
20)



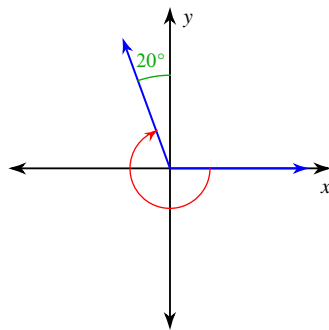
21)



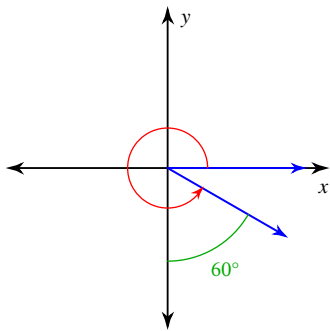
22)



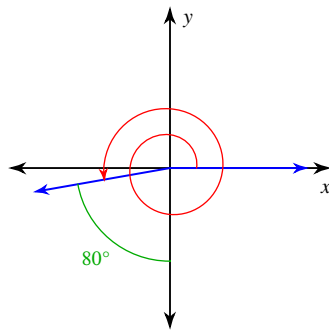
23)



24)

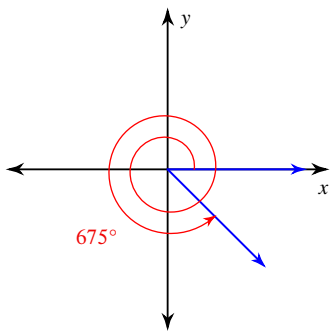


25)

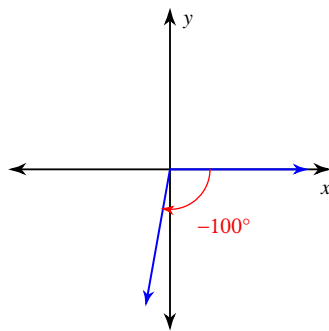


**Find the reference angle.**

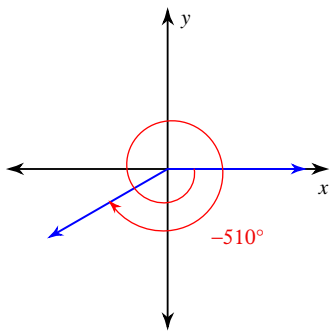
26)



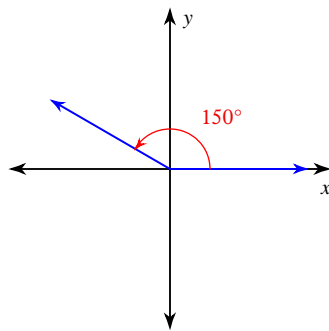
27)



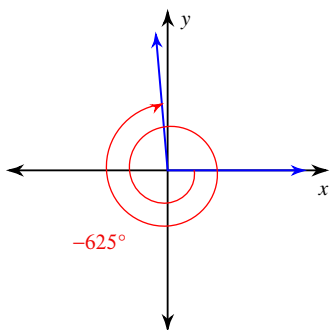
28)



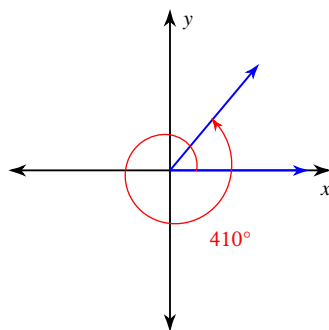
29)



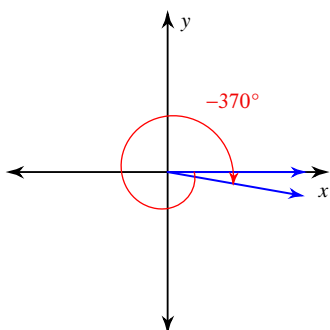
30)



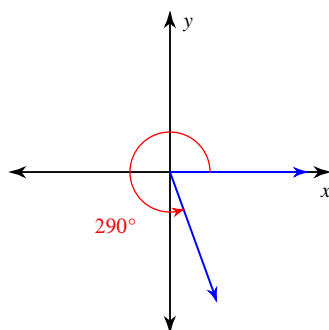
31)



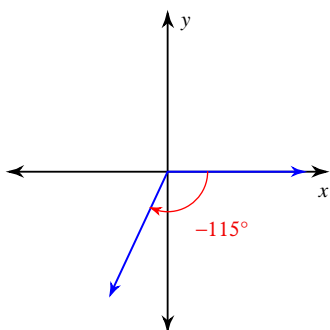
32)



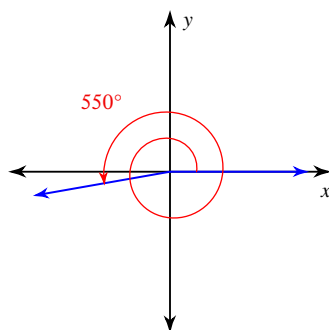
33)



34)



35)



## Reference and Coterminal Angles

© 2010 Kuta Software LLC. All rights reserved.

**Find a positive and a negative coterminal angle for each given angle.**

1)  $326^\circ$

$686^\circ$  and  $-34^\circ$

3)  $-215^\circ$

$145^\circ$  and  $-575^\circ$

5)  $215^\circ$

$575^\circ$  and  $-145^\circ$

7)  $-660^\circ$

$60^\circ$  and  $-300^\circ$

9)  $172^\circ$

$532^\circ$  and  $-188^\circ$

11)  $-340^\circ$

$20^\circ$  and  $-700^\circ$

13)  $495^\circ$

$135^\circ$  and  $-225^\circ$

15)  $-210^\circ$

$150^\circ$  and  $-570^\circ$

2)  $530^\circ$

$170^\circ$  and  $-190^\circ$

4)  $-84^\circ$

$276^\circ$  and  $-444^\circ$

6)  $255^\circ$

$615^\circ$  and  $-105^\circ$

8)  $-255^\circ$

$105^\circ$  and  $-615^\circ$

10)  $700^\circ$

$340^\circ$  and  $-20^\circ$

12)  $540^\circ$

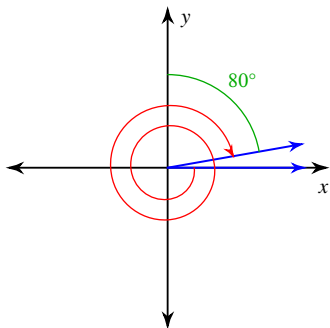
$180^\circ$  and  $-180^\circ$

14)  $315^\circ$

$675^\circ$  and  $-45^\circ$

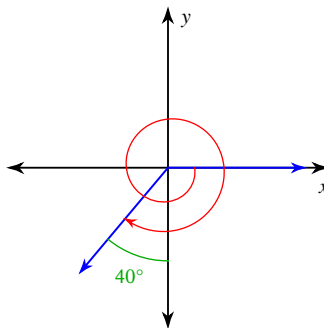
**Find the measure of each angle.**

16)



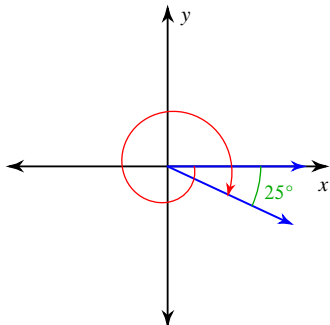
$-710^\circ$

17)



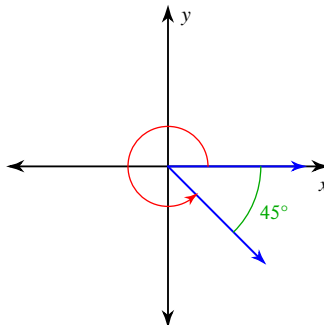
$-490^\circ$

18)



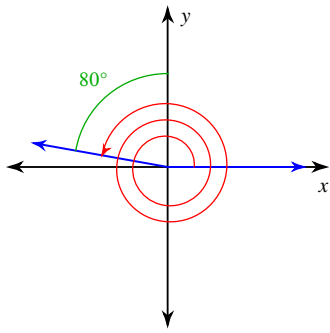
$-385^\circ$

19)



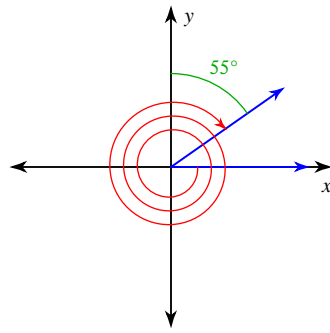
$315^\circ$

20)



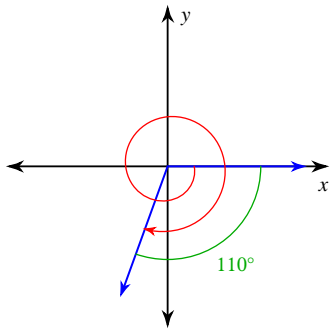
890°

21)



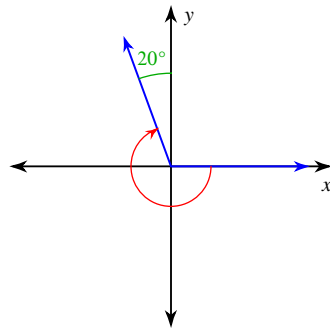
-1045°

22)



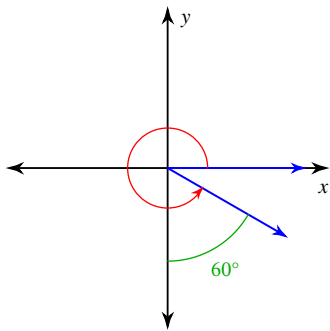
-470°

23)



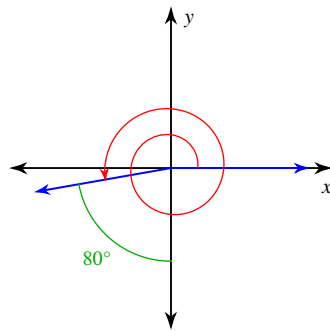
-250°

24)



330°

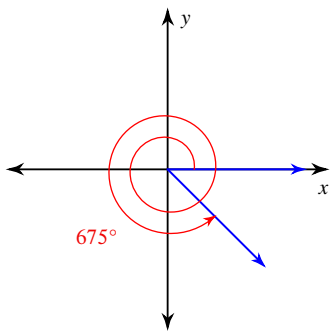
25)



550°

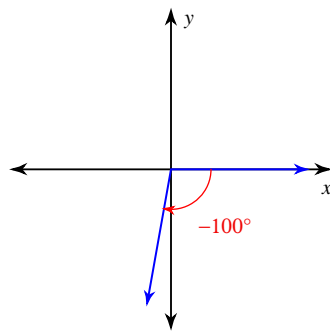
**Find the reference angle.**

26)



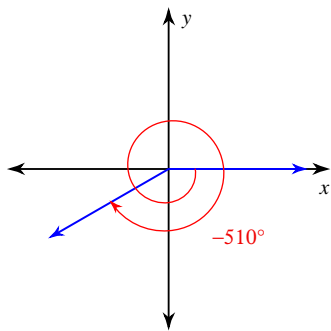
45°

27)



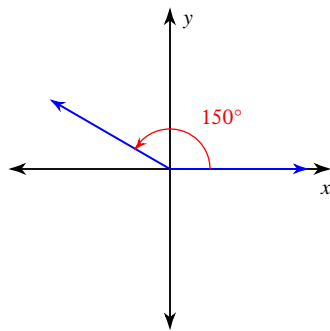
80°

28)



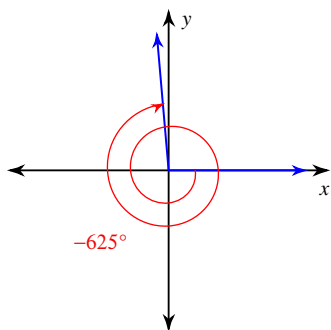
$30^\circ$

29)



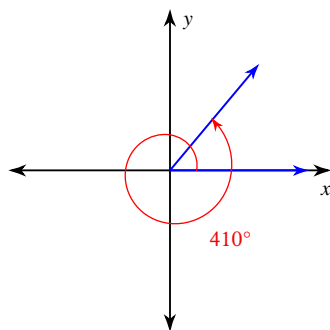
$30^\circ$

30)



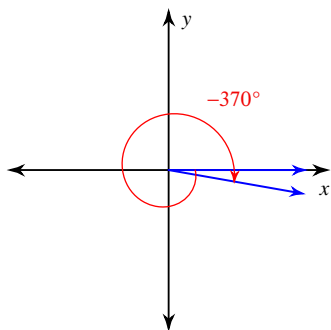
$85^\circ$

31)



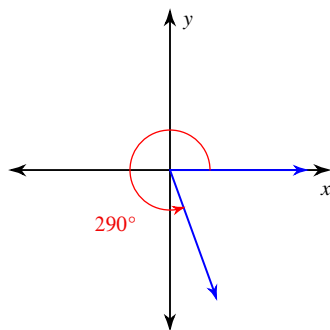
$50^\circ$

32)



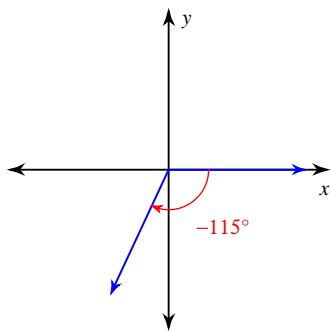
$10^\circ$

33)



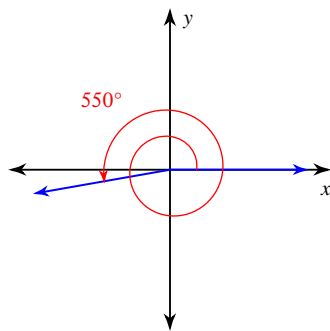
$70^\circ$

34)



$65^\circ$

35)



$10^\circ$